

# Learn Pyramid

Accelerate your Pyramid skills through training courses offered around the globe in-person at your location or in a virtual classroom. Learn from Pyramid expert trainers and choose the content and timing that suits your organization's needs, without having to deal with travel or time away.

Module	Module #	Module Description	Target Audience	Duration (hrs)
Introduction to Pyramid	100	An introduction to Pyramid – the Analytics OS	<ul style="list-style-type: none"> <li>All Users</li> </ul>	0.5
Model	200	Introduction to building data models	<ul style="list-style-type: none"> <li>Business End User</li> </ul>	7.0
Advanced Model	213	Advanced data model and machine learning	<ul style="list-style-type: none"> <li>Business End User</li> </ul>	7.0
Discover	201	Introduction to building analyses, reports and data visualizations	<ul style="list-style-type: none"> <li>Business End User</li> </ul>	7.0
Advanced Discover	212	Develop advanced and dynamic analyses, reports and data visualizations	<ul style="list-style-type: none"> <li>Business End User</li> </ul>	7.0
Present	203	Building a dashboard, including an introduction to Illustrate	<ul style="list-style-type: none"> <li>Business End User</li> </ul>	7.0
Publish	205	Building a publication including dynamic text	<ul style="list-style-type: none"> <li>Business End User</li> </ul>	7.0
Formulate	209	Understand how you can use Formulate objects to create shareable business logic and enhance Discover reports & visualizations, Dashboard and Publication solutions	<ul style="list-style-type: none"> <li>Business End User</li> </ul>	7.0
Actions	211	Introduction to guided actions and learn how to start using them to enhance Discover reports and visualizations, and Present dashboards.	<ul style="list-style-type: none"> <li>Business End User</li> </ul>	3.5
Content Management	215	Introduction to the Content Management System and learn how to organise and manage content, and deploy solutions	<ul style="list-style-type: none"> <li>Business End User</li> <li>Business and IT solution administrators</li> </ul>	3.5
Administration	220	Understand, manage and govern your Pyramid deployment	<ul style="list-style-type: none"> <li>Business and IT solution administrators</li> </ul>	7.0

*All training courses are designed to accommodate a maximum of 8 students per module.*

# Learn Pyramid

The Pyramid training courses are designed to help everyone in your organization succeed. We have packaged the Pyramid training modules into a series of training courses designed to accelerate your Pyramid skills and support your development of Business Intelligence and Analytical solutions.

## Course Description

## Duration

### Foundation

This 3-day course is designed for the beginner to intermediate-level Pyramid user. It's for anyone who works with data, regardless of technical or analytical background. This course teaches the important concepts and techniques used in Pyramid to move from simple to complex visualizations, learn how to combine them in interactive dashboards and publications. Available onsite and via web-based training.

3 days

*Based on Pyramid training modules: 100, 201, 203 & 205. Pre-requisite training course: None*

### Data Modelling

This one-day course is designed for the beginner to intermediate-level Pyramid user and is focused on business and IT users who want to develop data models to support Business Intelligence and Analytical solutions. This course covers how to build data model from single and multiple data sources, business level data transformations and data security. Available onsite and via web-based training.

1 day

*Based on Pyramid training modules: 200. Pre-requisite training course: Foundation Course*

### Guided Actions

This half-day course provides an introduction to guided actions for both Discover and Present. This course covers how to embed guided actions in Discover reports and visualizations, and Present dashboards, to enhance Pyramid solutions. The course includes drill through examples, dashboard navigations options and integration with web-based applications. Available onsite and via web-based training.

0.5 day

*Based on Pyramid training modules: 211. Pre-requisite training course: Foundation Course*

### Shareable Business Logic

This one-day course provides an introduction to Formulate and how to create, use and manage shareable business logic. The course includes formula, dynamic lists, parameters and KPI examples, and we demonstrate how to develop advanced analytical solutions. Available onsite and via web-based training.

1 day

*Based on Pyramid training modules: 209. Pre-requisite training course: Foundation Course*

### Advanced Discover

This one-day course builds on the skills and knowledge gained on the Foundation course and explores the advanced Discover options. This course covers advanced data visualizations techniques and how to develop dynamic reports and analyses.

1 day

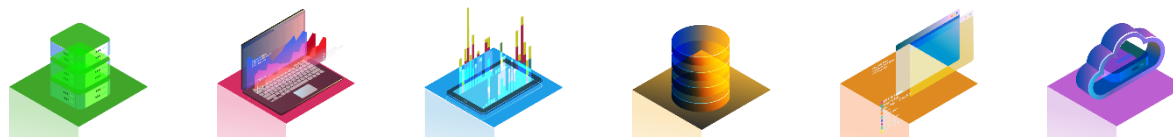
*Based on Pyramid training modules: 212. Pre-requisite training course: Foundation Course*

### Advanced Model

This one-day course builds on the skills and knowledge gained on the Data Modelling course. This course covers master Flows, Error Handling and Alerts, and an introduction to Machine Learning.

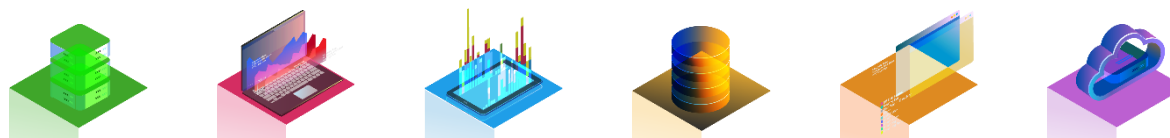
1 day

*Based on Pyramid training modules: 212. Pre-requisite training course: Foundation Course*



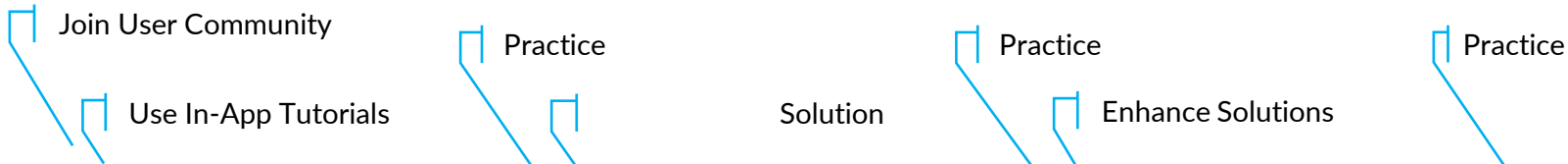
	Course Description	Duration
Content Management	<p>This half-day course provides an introduction to the Content Management systems and explains how to manage and deploy content. The course covers content and metadata security, how to manage content changes based on data model changes, content versioning and lineage.</p> <p><i>Based on Pyramid training modules: 215. Pre-requisite training course: Foundation Course</i></p>	0.5 day
Administration	<p>This one day course provides in-depth coverage of Pyramid administration. The knowledge and skills acquired are best geared towards those who will be administering the Pyramid platform, including managing content, users, permissions and platform settings. Available onsite and virtually.</p> <p><i>Based on Pyramid training modules: 200. Pre-requisite training course: None</i></p>	1 day
My Discover	<p>A one-day workshop allows students to work from their own data. It allows attendees to first learn the product using standard Discover training samples and then to apply the concepts to their own data to build visualizations. Available onsite.</p> <p><i>Pre-requisite training course: Foundation Course</i></p>	1 day
My Present	<p>A one-day workshop allows students to work from their own data and develop a dashboard solution. It allows attendees to first learn the product using standard Present training samples and then to apply the concepts to their own data to build a dashboard. Available onsite.</p> <p><i>Pre-requisite training course: Foundation Course</i></p>	1 day
My Publish	<p>A one-day workshop allows students to work from their own data and develop a publication. It allows attendees to first learn the product using standard Publish training samples and then to apply the concepts to their own data to build a report bursting solution. Available onsite.</p> <p><i>Pre-requisite training course: Foundation Course</i></p>	1 day
Custom Training Program	<p>Design your own Pyramid training program to meet your team's requirements. Our Customer Success team work with you to design a training program based on the Pyramid training module to meet your training and deployment requirements. Available onsite and virtually.</p>	Based on custom training requirements

*All onsite training course costs exclude expenses and local taxes  
 \* Day rate charged per custom training preparation and delivery*



# Learn Pyramid

The following learning paths have been designed to help you develop your skills and experience in developing Pyramid solutions



1

## Business User

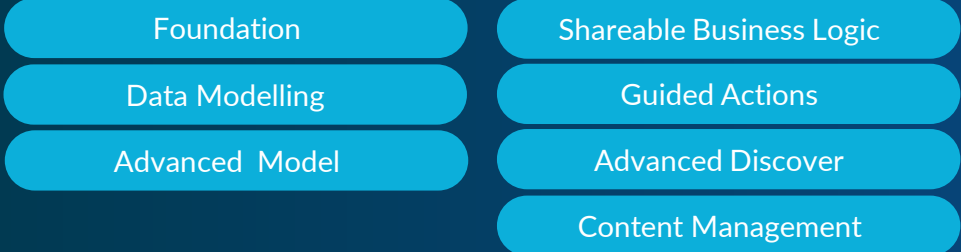
The following learning path assumes your data model has been developed, for example, you have a Microsoft Analysis Service or SAP BW / Hana data model available.



2

## Data Modeller

The following learning path assumes you need to create a data model



3

## Administrator

The following learning path assumes you are a Business or IT user responsible for the setup, configuration or management of the Pyramid environment.

